

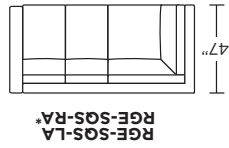
# COMFORT SLEEPER® BY AMERICAN LEATHER®

---

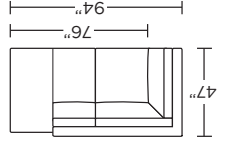
## ROGUE



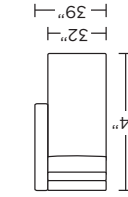
**AMERICAN**  
LEATHER®



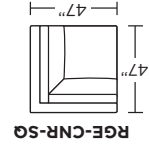
RGE-SQS-LA  
RGE-SQS-RA\*



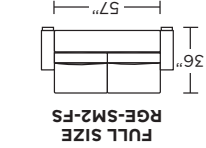
RGE-SBC-LA  
RGE-SBC-RA\*  
RGE-STB-LA  
RGE-STB-RA\*



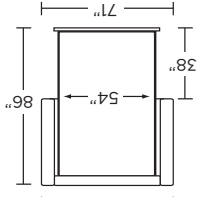
RGE-SCH-LA  
RGE-SCH-RA\*  
RGE-STC-LA†  
RGE-STC-RA†



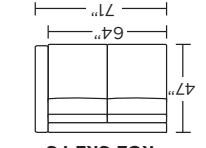
RGE-CNR-SQ



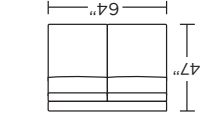
FULL SIZE  
RGE-SM2-FS



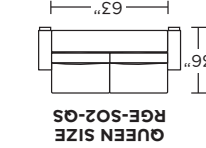
RGE-SL2-FS  
RGE-SR2-FS\*



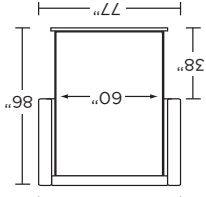
RGE-SA2-FS  
RGE-SA2-QS



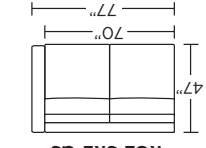
RGE-SO2-QP  
RGE-SR2-QS\*



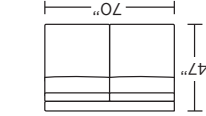
QUEEN PLUS SIZE  
RGE-SO2-QP



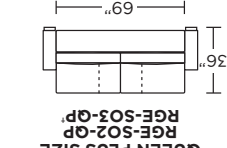
RGE-SL2-QS  
RGE-SR2-QS\*



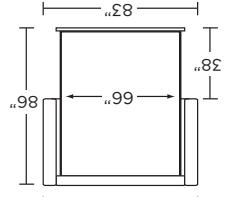
RGE-SA2-QS  
RGE-SA2-QP



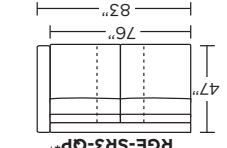
RGE-SO2-ST  
RGE-LVS-ST



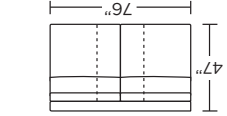
QUEEN PLUS SIZE  
RGE-SO2-QP



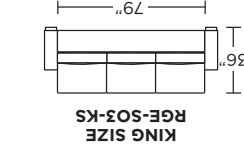
RGE-SL2-QP  
RGE-SR2-QP\*  
RGE-SL3-QP  
RGE-SR3-QP\*



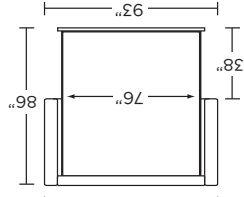
RGE-SO2-QP  
RGE-SO3-KS



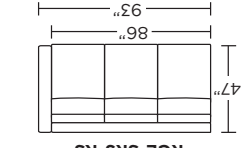
RGE-SO3-ST  
RGE-LVS-ST



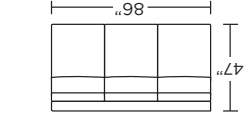
KING SIZE  
RGE-SO3-KS



RGE-SL3-KS  
RGE-SR3-KS\*



RGE-SO3-KS  
RGE-SO3-RA\*



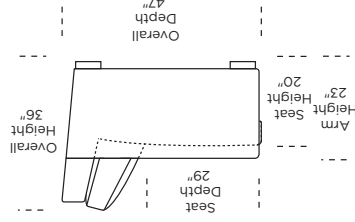
RGE-SO2-LA  
RGE-SO2-RA\*

**Standard Comfort Sleeper**  
Featuring the patented Tiffany 24/7™ platform sleep system Room to stretch out with true 80 inches of bedroom-length sleeping surface Ultimate comfort on five inches of plush, high-density foam mattress keeps dust and dirt from ever touching the mattress Zero wall clearance High-density, high-resiliency foam seat cushions Loose back and seat cushions Lifetime warranty on frame 10-year mechanism warranty

**Options:**  
Premier with Crypton™ ticking Gel Tempur-Pedic

**Options:**  
High-density, high-resiliency foam seat cushions encased in down and down back cushions available Wood legs available in Acorn, Espresso or Walnut finish

Please use actual leather, fabric, Crypton™, Sunbrella® and Ultrasuede® swatches when specifying furniture as the colors shown may vary due to the printing process.



\* Picture shows left arm seated. Please specify left or right arm seated when ordering.  
† All orders are in seated position.  
‡ Dotted lines for Queen Plus sizes indicates the number of seats.  
§ All dimensions are approximate and subject to change.  
¶ Chaise lifts up to reveal hidden storage space.

Tiffany 24/7™ Convertible mechanism, U.S. Patents #6904628, #8893323, #9468303, #9668585. Additional patents pending.